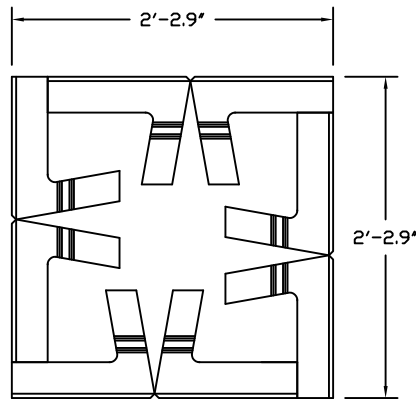
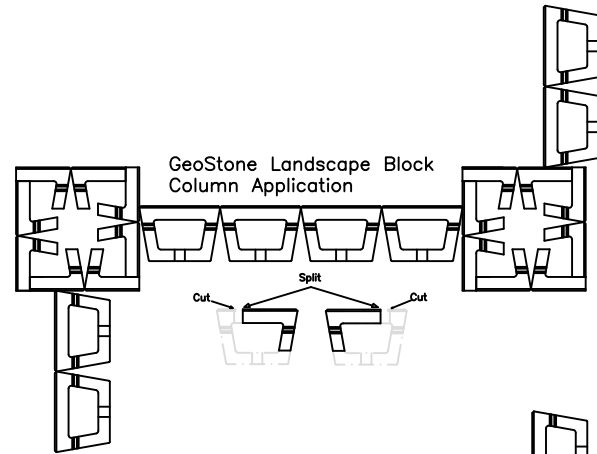


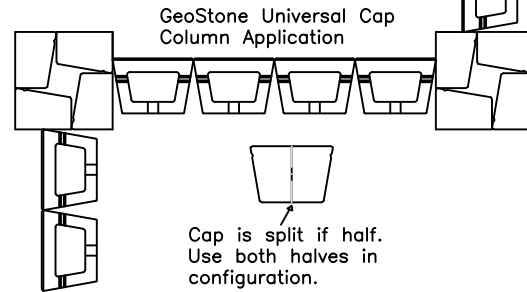
1st course



2nd course

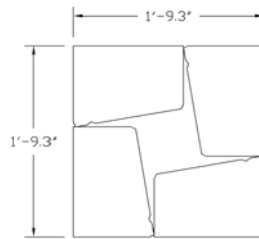
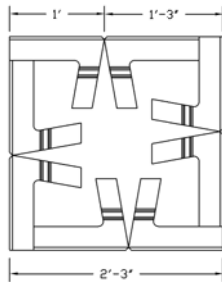
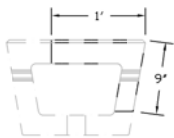


GeoStone Landscape Block Column Application

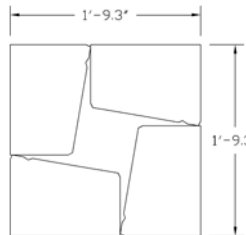
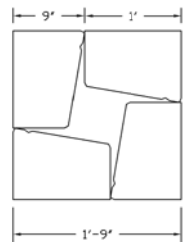
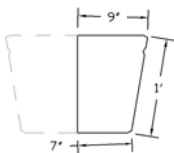


GeoStone Universal Cap Column Application

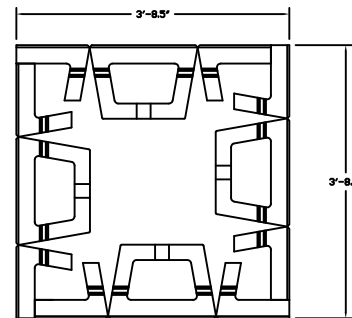
Cap is split if half.  
Use both halves in  
configuration.



1st course


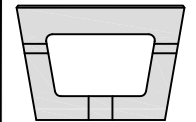


2nd course



General Notes

GEOSTONE RETAINING WALLS ARE MADE TO ADJUST FOR DIFFERENT HEIGHTS AND SITUATIONS. REINFORCEMENT IS SOMETIMES REQUIRED. PLEASE REFER TO [www.geostone.com](http://www.geostone.com) FOR GENERAL REINFORCING PROCEDURES AND GUIDELINES. ALSO PLEASE NOTE THAT A LOT OF MUNICIPALITIES WILL REQUIRE THAT RETAINING WALLS OVER 4 FEET IN HEIGHT BE DESIGNED AND STAMPED BY A PROFESSIONAL ENGINEER. PLEASE CHECK WITH YOUR LOCAL MUNICIPALITY PRIOR TO ANY CONSTRUCTION.



No.	Revision/Issue	Date

File Name and Address

Project Name and Address

Value	
Value	
Value	

Project	Value	Sheet
Date	6/28/2010	00
Scale	As Noted	