
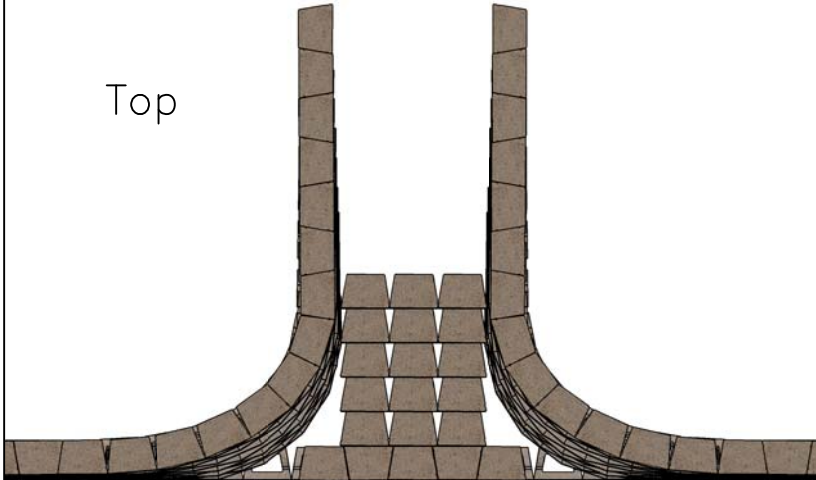


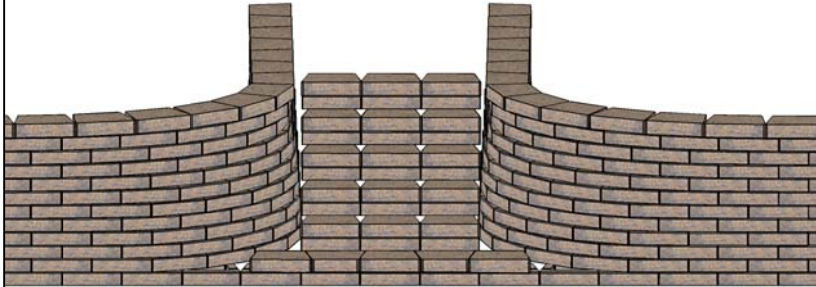
# 3D STAIR DETAIL – Wing Wall Application

Top



Southwest Isometric

Front



Side



General Notes

GEOSTONE RETAINING WALLS ARE MADE TO ADJUST FOR DIFFERENT HEIGHTS AND SITUATIONS. REINFORCEMENT IS SOMETIMES REQUIRED. PLEASE REFER TO [www.geostone.com](http://www.geostone.com) FOR GENERAL REINFORCING PROCEDURES AND GUIDELINES. ALSO PLEASE NOTE THAT A LOT OF MUNICIPALITIES WILL REQUIRE THAT RETAINING WALLS OVER 4 FEET IN HEIGHT BE DESIGNED AND STAMPED BY A PROFESSIONAL ENGINEER. PLEASE CHECK WITH YOUR LOCAL MUNICIPALITY PRIOR TO ANY CONSTRUCTION.



No.	Revision/Issue	Date

Firm Name and Address

Project Name and Address

Value  
Value  
Value

Project	Value	Sheet
Date	5/5/2008	00
Note	As Noted	

THE WALLS IN THIS DRAWING ARE FOR ILLUSTRATION PURPOSES ONLY & WERE DESIGNED ACCORDING TO INDUSTRY STANDARD PROCEDURES. IT IS RECOMMENDED THAT THESE DRAWINGS BE VERIFIED BY AN AUTHORIZED REPRESENTATIVE OF GEOSTONE AND/OR PROFESSIONAL ENGINEER BEFORE APPLYING TO REAL LIFE SITUATIONS.